

INCH-POUND

A-A-59486A

3 July 2001

SUPERSEDING

A-A-59486

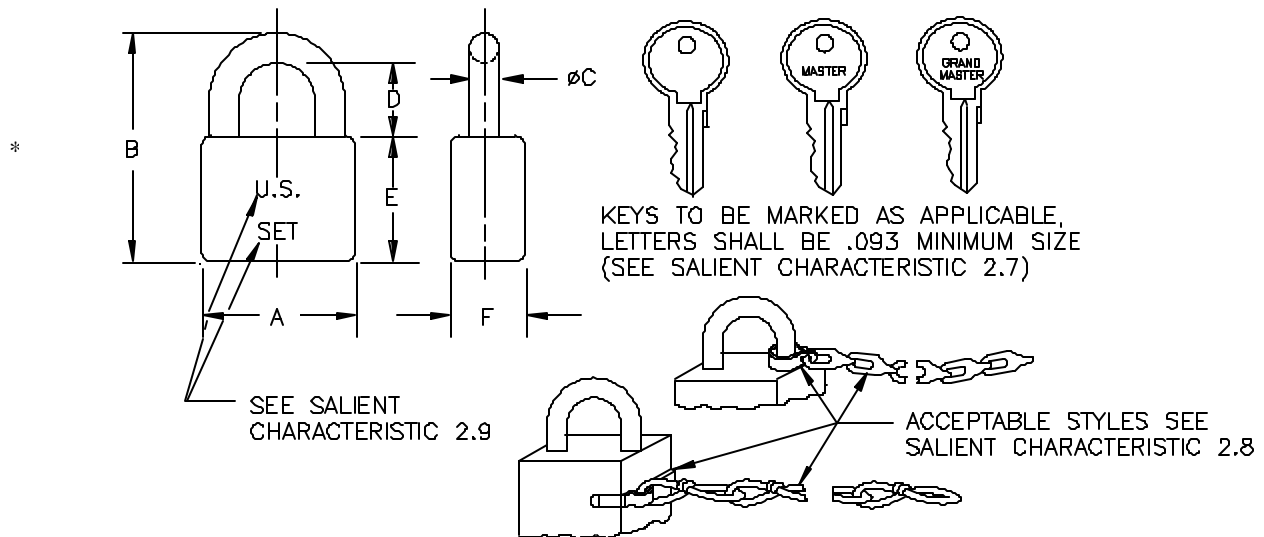
6 August 1999

COMMERCIAL ITEM DESCRIPTION

PADLOCK SET (INDIVIDUALLY KEYED OR KEYED ALIKE)

The General Services Administration has authorized the use of this Commercial Item Description for all federal agencies.

1. **SCOPE:** This Commercial Item Description (CID) covers key operated, dead bolt padlocks intended for low security use.
2. **SALIENT CHARACTERISTICS:**
 - 2.1 Padlock set furnished under this CID shall be individual key or key alike operated, double dead-bolt locking construction and shall conform with the requirements of ASTM F883, Type P01, Option A (captive key). Padlocks shall be supplied with chains and conform to the dimensions as specified in Table I and figures below.



Beneficial comments, recommendations, additions, deletions, clarifications, etc., and data which may improve this document should be sent to: Defense Supply Center Philadelphia, ATTN: DSCP - ITD, 700 Robbins Avenue, Philadelphia, PA 19111-5096.

Table I. DASH # and DIMENSIONS

DASH NUMBER	A ± .100	B REF	ØC ± .040	D		E		F MIN
				MIN	MAX	MIN	MAX	
1	1.500	2.844	.281	.688	1.188	1.250	2.000	.594
	1.500 LONG SHACKLE	4.656		2.500	3.000			
2	1.750	2.968	.343	.750	1.250	1.250	2.000	.688
	1.750 LONG SHACKLE	4.718		2.500	3.000			

- 2.2 Material. Shackle, case, spring and attachments shall be in accordance with the following:
- a. Brass or bronze – conforming to ASTM B16, B30, B505, B584, or B770.
 - b. Corrosion resistant steel, carbon steel or alloy steel as required in commercial practice unless otherwise specified.
 - c. Spring – shall be phosphor bronze conforming to ASTM B159.
 - d. Steel shackle – Shall be uniformly case hardened and shall meet the minimum desired grade requirements as specified for Forcing Tests of ASTM F883.
 - e. Attachment clevis – Shall be brass or steel with zinc electroplated coating of ASTM B633.
- 2.3 Finish. Brass or bronze – clear lacquer on exterior in accordance with commercial practice. Carbon steel or alloy steel – shall be zinc or chromium electroplated conforming to ASTM B633 or B177. Prior to application of any coating, all exterior surface shall have a smooth finish. Sharp edges and burrs shall be removed. The case surface shall have a smooth or tumbled finish for laminated construction.
- 2.4 Lubrication. Working parts shall be lubricated as needed with a lubricant normally used for the intended purpose.
- 2.5 Case. Unless otherwise specified, the case shall be laminated or solid at the supplier’s option of the materials indicated for the type of padlock. If a solid steel case is specified, the case shall be uniformly case hardened steel with a hardness in the range of 40 to 50 on the Rockwell C scale (40-50 HRC).
- 2.6 Shackle. The shackle shall be “U” shaped and may be either spring released or pull released. The diameter of the shackle shall be as specified in Table I. When steel shackle is specified, the shackle shall be uniformly case hardened.
- 2.7 Keying. All keys shall be captive (unremovable) in the cylinder when unlocked. When individually keyed padlocks are specified, no key shall operate more than one (1) padlock per 50 padlocks. The key illustration depicts individually, master and grand master keys for padlocks as required.
- 2.7.1 Individually keyed padlock set. Individually keyed padlock set shall be equipped with two (2) keys per lock and two master keys per set. For padlock set that have more than one (1) group, the set shall be equipped with two (2) keys per lock, two master keys per group and two (2) grand master keys per set (see para. 4.2). Individually keyed padlocks shall have at least as many possible key changes as follow:
DASH NUMBER 1 – 4,000
DASH NUMBER 2 – 10,000
- 2.7.2 Keyed alike padlock set. Keyed alike padlock set shall be equipped with key(s) per lock and key(s) per set as specified in the Part Identification Number (PIN) per 4.5b.
- 2.8 Chain. The chain supplied with the padlock shall conform to RR-C-271, Type II, Class 2 or 6 (brass or bronze). The chain shall be nine (9) inches long ± one (1) link.

- * 2.9 Marking. The markings “U.S.” and “SET” shall be .25 inch minimum size and can be located on either side of the padlock.
- * 2.10 Padlocks, as a minimum, shall be able to withstand the testing requirements for Grade 2 of ASTM F883 with the following exception:
 - a. For Surreptitious Entry Test, use Grade 1 in lieu of Grade 2 values for master key, grand master key, and keyed alike padlocks (Grade 2 for individually keyed padlocks only).
 - b. Substitute the tensile force value per ASTM F883 with 800 pound-force (lbf) for dash number 1 padlocks and 2,000 lbf for dash number 2.

3 QUALITY ASSURANCE PROVISIONS.

3.1 Product conformance. The products provided shall meet the salient characteristics of this commercial item description, conform to the producer’s own drawings, specifications, standards, and the quality assurance practices, and be the same product offered for sale in the commercial market. The government reserves the right to require proof of such conformance.

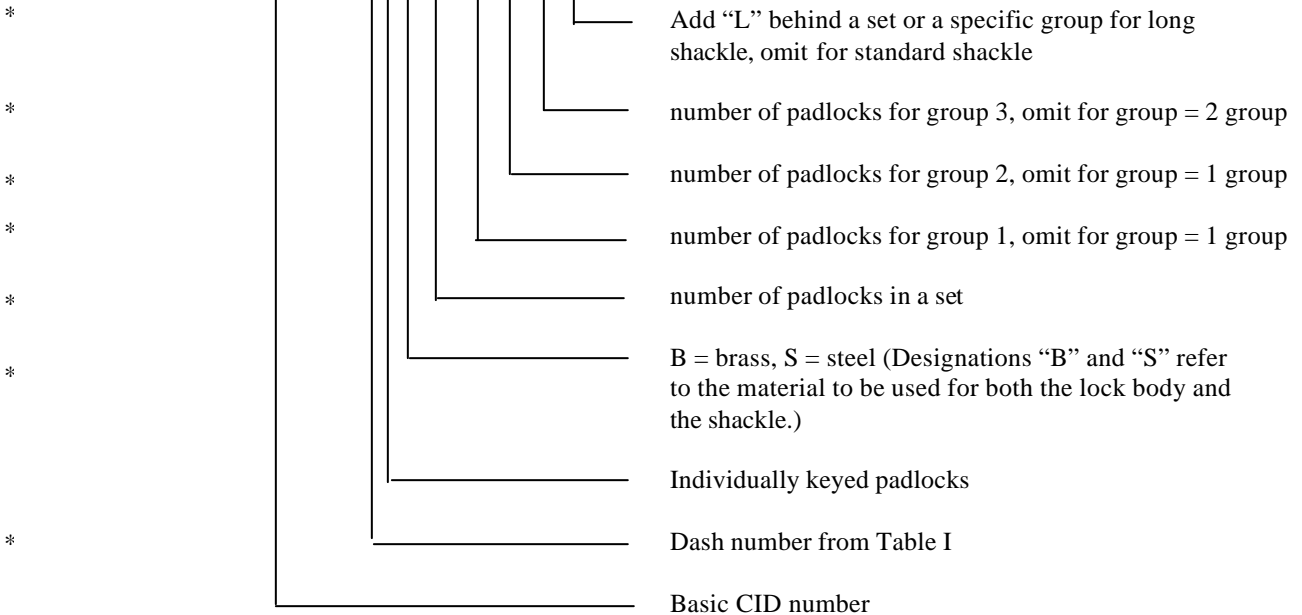
4 NOTES.

- 4.1 Unless otherwise specified, all dimensions are in inches.
- 4.2 Master keyed means that the master key shall open all padlocks in a group, but shall not open locks of another group within a set of groups. Grand master keyed means that the grand master key shall open all padlocks within all groups making up the set.
- 4.3 Unless otherwise specified in the contract or purchase order, packaging shall be in accordance with ASTM D3951.
- 4.4 In the event that the requirements of this document should conflict with ASTM F883, this document should take precedence.

* 4.5 The following part or identification numbering procedure is for government purposes and does not constitute a requirement for the contractors. The Part Identification Number (PIN) shall consist of the basic commercial item description number followed by a dash number from Table I, plus other options as specified in the examples below (Two digits are required to specify the number of padlocks. Add "0" for number of padlocks less than 10. Add "L" behind a set or a specific group quantity designating the long shackle.):

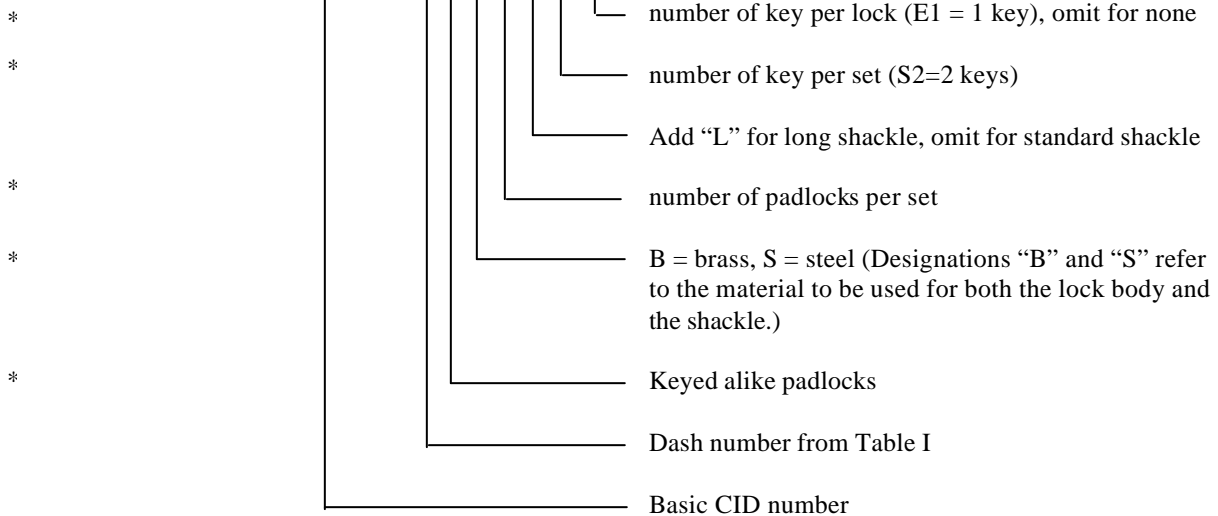
a. Example for individually keyed padlock set:

AA59486 - 1 I B 40 20 15 05 L



b. Example for keyed alike padlock set:

AA59486 - 1 A B 10 L S2 E1



4.5 Cross-reference data. Padlock sets conforming to this CID are interchangeable/substitutable with padlock sets conforming to MS21313G dated 10 Jul 1992.

Table II. CROSS – REFERENCE TABLE FOR ACTIVE MS PIN

INDIVIDUALLY KEYED PADLOCKS		KEYED ALIKE PADLOCKS	
Cancelled MS PIN	Replacement CID PIN	Cancelled MS PIN	Replacement CID PIN
MS21313-2	AA59486-1IB05	MS21313-52	AA59486-1AB05S2E1
MS21313-103	AA59486-1IB10	MS21313-53	AA59486-1AB05LS2E1
MS21313-6	AA59486-1IB13050503	MS21313-163	AA59486-1AB06S3
MS21313-10	AA59486-1IB15	MS21313-124	AA59486-1AB10S2
MS21313-12	AA59486-2IB15	MS21313-126	AA59486-1AB20S2
MS21313-105	AA59486-1IB20	MS21313-60	AA59486-1AB25S2E1
MS21313-14	AA59486-1IB30	MS21313-128	AA59486-1AB30S3
* MS21313-18	AA59486-1IB30151005	MS21313-130	AA59486-1AB40S4
* MS21313-201	AA59486-1IB301510L05	MS21313-132	AA59486-1AB50S5
MS21313-108	AA59486-1IB40		
* MS21313-202	AA59486-1IB4020L1505		
MS21313-118	AA59486-1IB80		
MS21313-32	AA59486-2IB80303020		
MS21313-207	AA59486-2IB80402020		
* MS21313-208	AA59486-2IB804520L15		
MS21313-121	AA59486-1IB90		
MS21313-122	AA59486-1IB100		

* Changes from previous issue. The margins of this specification are marked with asterisks to indicate where changes (additions, modifications, corrections, deletions) from the previous issue were made. This was done as a convenience only, and the government assumes no liability whatsoever for any inaccuracies in these notations. Bidders and contractors are cautioned to evaluate the relationship of this document based on the entire content irrespective of the marginal notations and relationship to the last previous issue.

MILITARY ACTIVITIES:

Custodian:

- Army – AR
- Navy – YD
- Air Force – 99

Review activities:

- Army – AV, CR, MI
- Navy – MC

CIVIL AGENCY COORDINATING ACTIVITY:

GSA – FSS

Preparing activity:

DLA – IS

(Project 5340-2665)